



**RTO ELEVATORS**

A RIGA COMMERCIAL PORT COMPANY



**The Only Dedicated Grain Terminal  
in Riga Port**

[www.rto.lv/roe](http://www.rto.lv/roe)



## Riga Commercial Port

LLC «Riga Commercial Port» (RTO) — the leading investor, developer and operator of port assets and transportation related companies in the Republic of Latvia.

RTO includes four independent companies working in complementary fields:

- LLC «Riga Central Terminal» — the largest multi-functional stevedoring company in Riga Port;
- JSC «Baltijas Tranzita Serviss» — the largest independent railway company in Latvia;
- LLC «Skonto Metals» — largest dry bulk cargo forwarding company in Latvia. Member of FIATA (International Federation of Freight Forwarders Associations);
- JSC «Rigas Ostas Elevators» (Riga Port Elevator) — the only grain terminal in Riga Port. Member of GAFTA (Grain and Feed Trade Association) and Russian Grain Union.



RTO ELEVATORS

## Riga Port Elevator

Main profile:

- > Storage, handling and shipment of grain and grain products, loading into various forms of transport
- > Accumulation and storage of grain products for later export
- > Supplementary grain quality control
- > Weight control
- > Grain disinsection
- > Forwarding / dispatching services (customs clearance, certification etc.)
- > Laboratory services

Main operating methods:

- > Loading and unloading of grain (sunflower seeds, wheat, barley, rape seed, rye etc.) into trucks, railcars and vessels

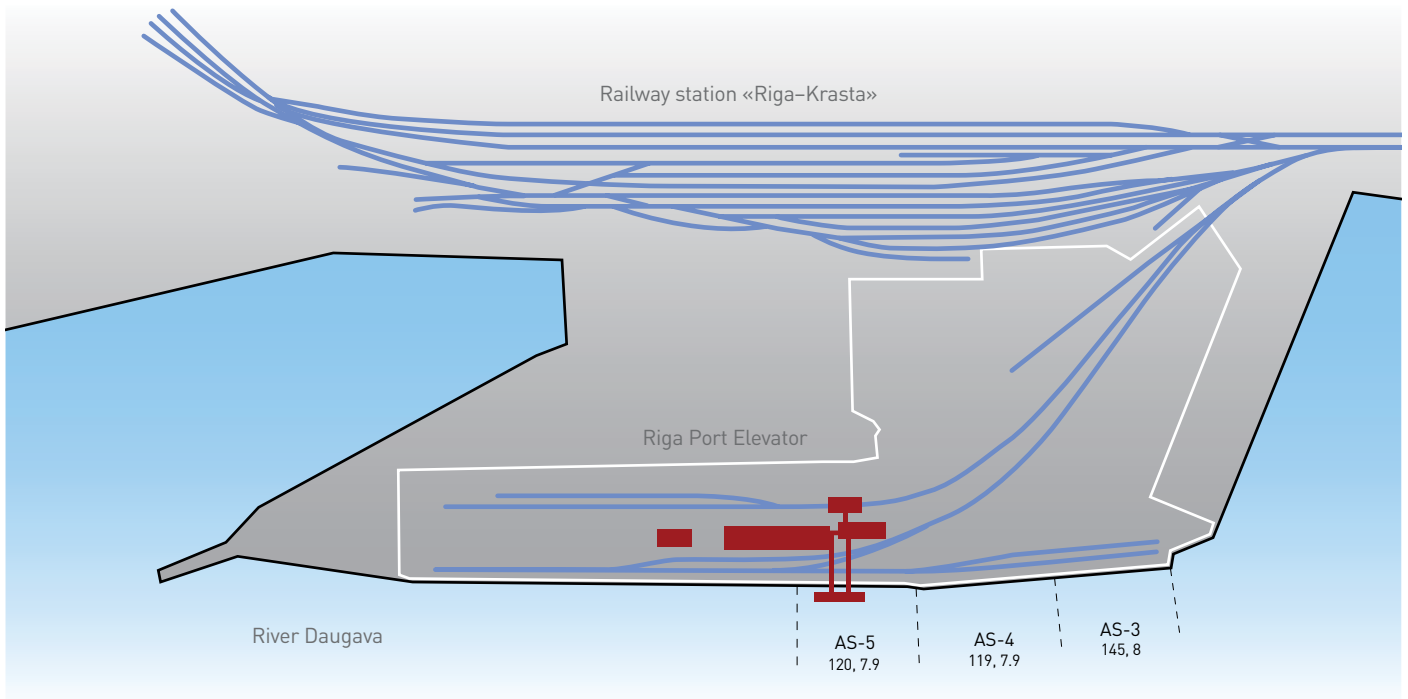


Riga City Elevator, built in 1894.



The new elevator building was completed in 1984.





## Specification

Elevator consists of three compartments for grain storage:


- > Compartment nr. 1, built in 1975, grain capacity — 16,8 thousand tons
- > Compartment nr. 2, built in 1984, grain capacity — 18 thousand tons
- > Compartment nr. 4, built in 1984, grain capacity — 18 thousand tons

The total capacity of elevator: up to 50 thousand tons.

Technical capabilities of the elevator:

- > unloading rate of railcars is 2500 t per 24 hours
- > unloading rate of trucks and semitrailers is 2500 t per 24 hours
- > loading rate into railcars, trucks and ships is 3000 t per 24 hours

Loading into vessels can be done via two independent technological lines.

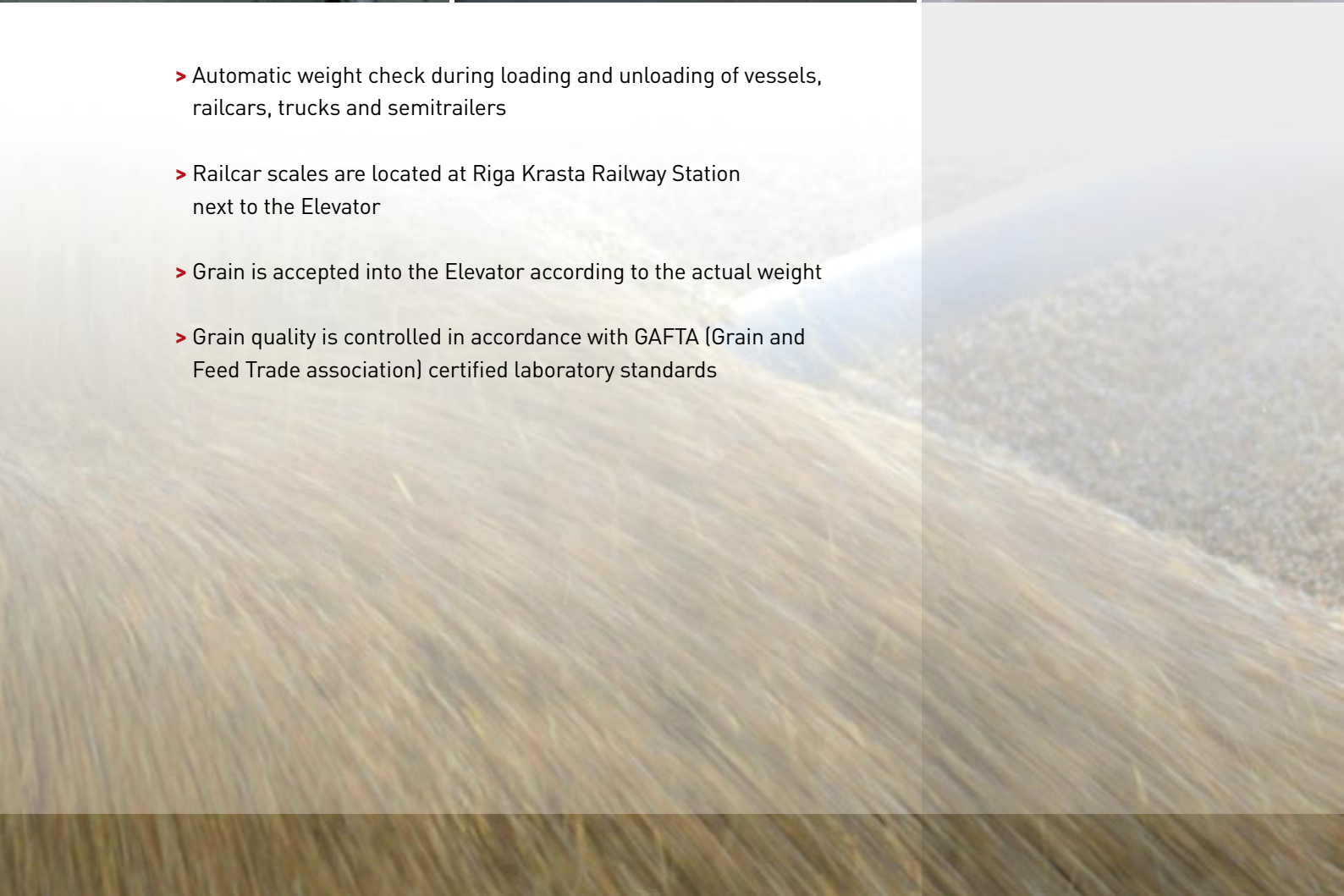




RTO ELEVATORS



- > Automatic weight check during loading and unloading of vessels, railcars, trucks and semitrailers
- > Railcar scales are located at Riga Krasta Railway Station next to the Elevator
- > Grain is accepted into the Elevator according to the actual weight
- > Grain quality is controlled in accordance with GAFTA (Grain and Feed Trade association) certified laboratory standards



## Location



Riga Port Elevator is located on Adrejsala Island.

The coastline of the Elevator territory is 540 metres.  
Berth length is 145 m, vessels up to 200 m can be serviced.  
Berths allow vessels with draught of up to 8 m.

Total length of railway access roads is 1,1 km —  
allowing up to 24 railcars to be serviced simultaneously.



RTO ELEVATORS

## The Only Dedicated Grain Terminal in Riga Port





## RIGA COMMERCIAL PORT

LLC «Riga Commercial Port» (RTO) — the leading **investor**, **developer** and **operator** of port assets and transportation related companies in the **Republic of Latvia**.

RTO includes four independent companies working in complementary fields:



The largest multi-functional stevedoring company in Riga Port



**RTO ELEVATORS**

The only dedicated grain terminal in Riga Port

**BALTIJAS TRANZITA SERVISS**

The largest independent railway company in Latvia



**RTO ELEVATORS**

[www.rto.lv/roe](http://www.rto.lv/roe)

LLC «RIGAS OSTAS ELEVATORS»

14 Andrejostas str.,  
Riga, LV-1045, Latvia  
VAT reg. nr.: LV40003242169  
Phone: +371 67320079  
Fax: +371 67213355  
E-mail: [info@roe.lv](mailto:info@roe.lv)



The largest dry bulk cargo forwarding company in Latvia